

Deltek[®]

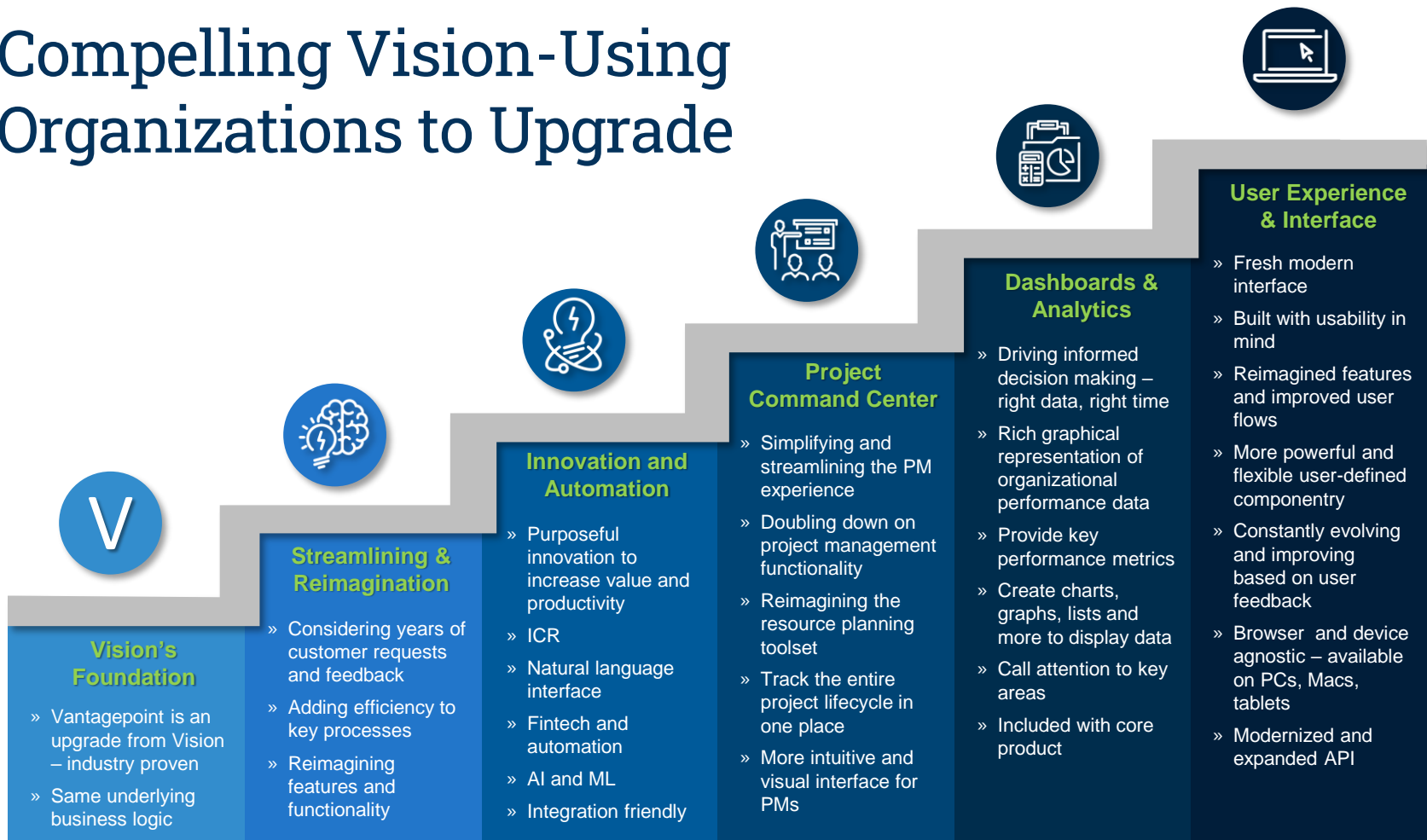
Why Vantagepoint?

Everyday Users

Melissa Coffey
Senior Product Director



Compelling Vision-Using Organizations to Upgrade



Compelling Vision-Using Organizations to Upgrade



Vision's Foundation

- » Vantagepoint is an upgrade from Vision – industry proven
- » Same underlying business logic

Streamlining & Reimagination

- » Considering years of customer requests and feedback
- » Adding efficiency to key processes
- » Reimagining features and functionality

Innovation and Automation

- » Purposeful innovation to increase value and productivity
- » ICR
- » Natural language interface
- » Fintech and automation
- » AI and ML
- » Integration friendly

Project Command Center

- » Simplifying and streamlining the PM experience
- » Doubling down on project management functionality
- » Reimagining the resource planning toolset
- » Track the entire project lifecycle in one place
- » More intuitive and visual interface for PMs

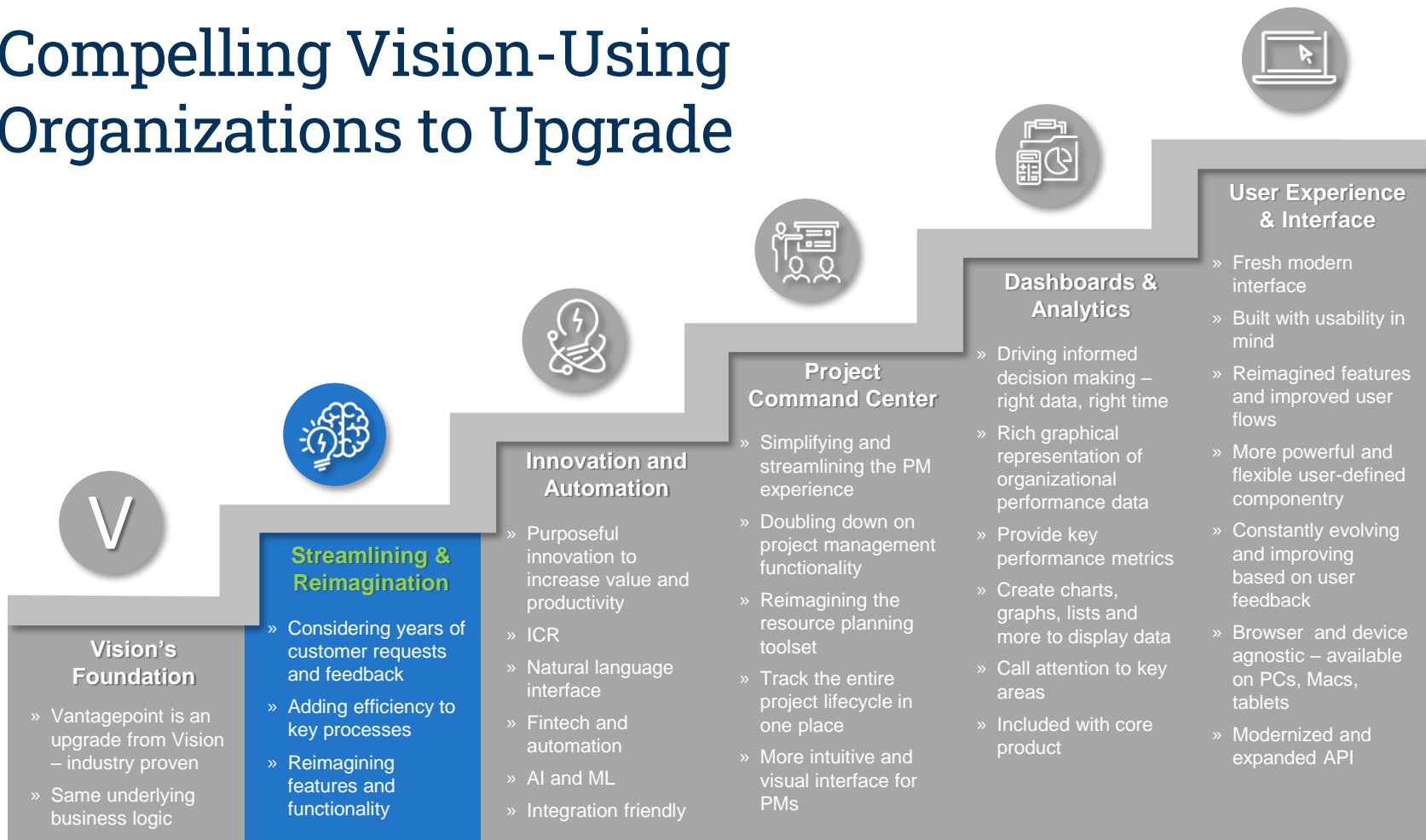
Dashboards & Analytics

- » Driving informed decision making – right data, right time
- » Rich graphical representation of organizational performance data
- » Provide key performance metrics
- » Create charts, graphs, lists and more to display data
- » Call attention to key areas
- » Included with core product

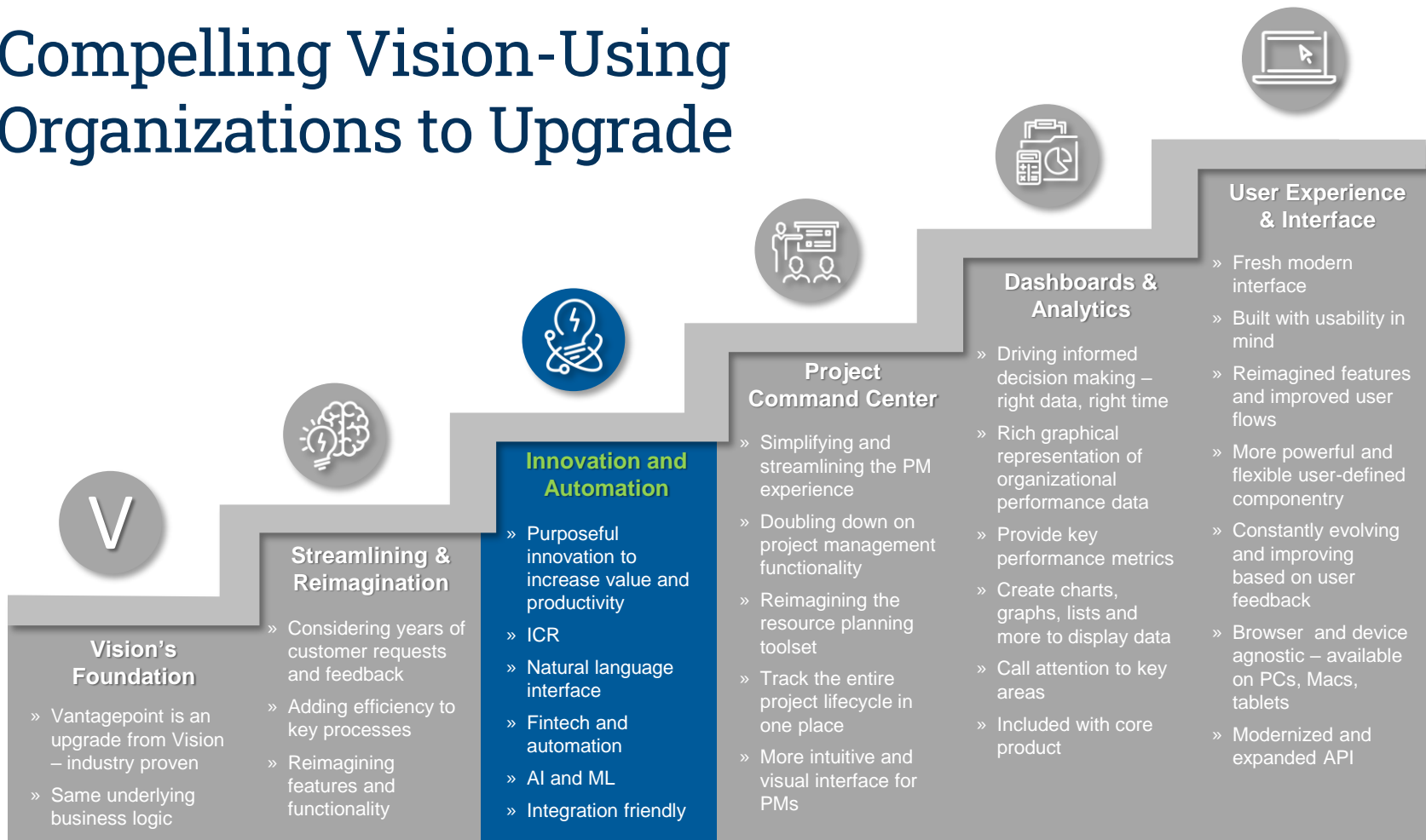
User Experience & Interface

- » Fresh modern interface
- » Built with usability in mind
- » Reimagined features and improved user flows
- » More powerful and flexible user-defined componentry
- » Constantly evolving and improving based on user feedback
- » Browser and device agnostic – available on PCs, Macs, tablets
- » Modernized and expanded API

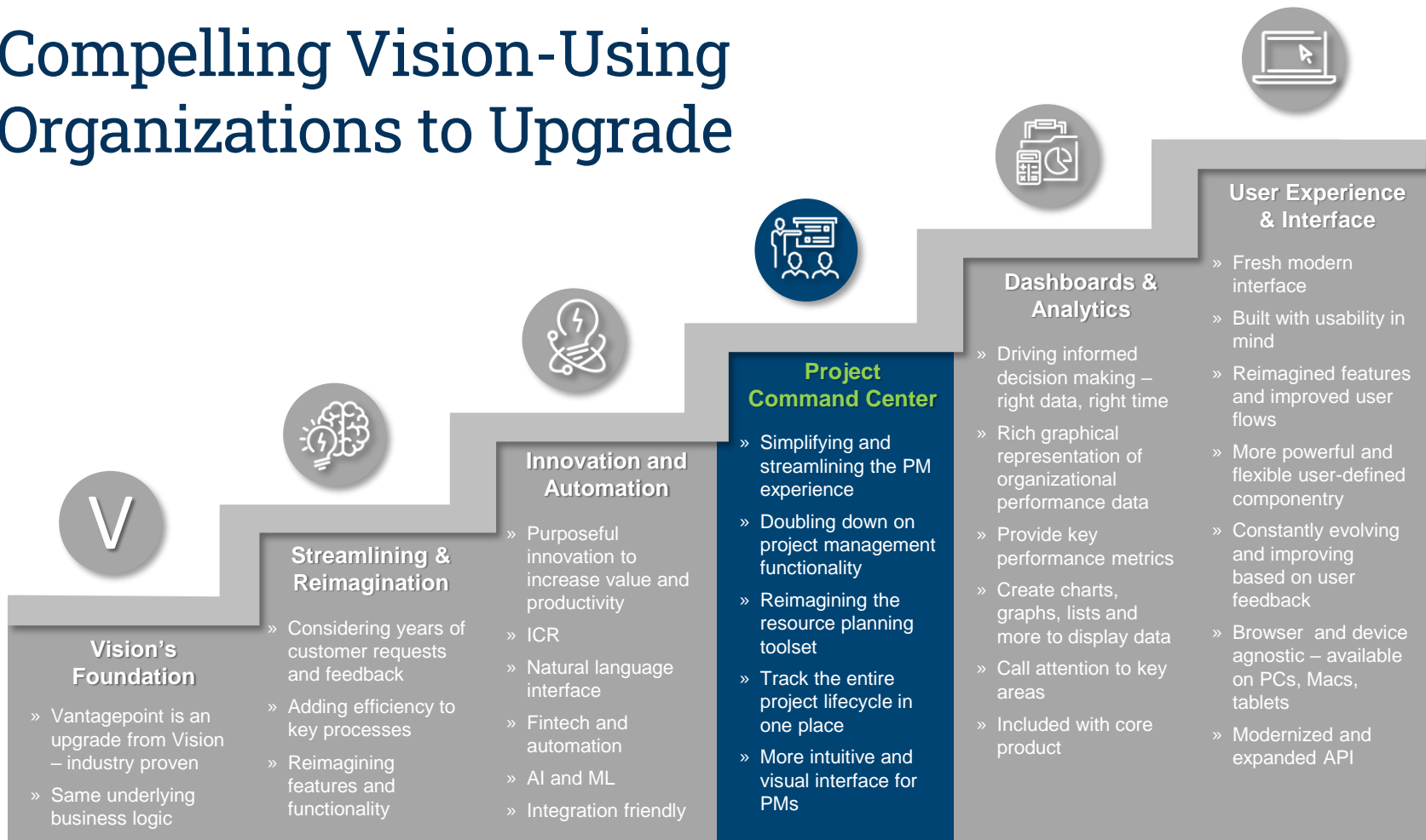
Compelling Vision-Using Organizations to Upgrade



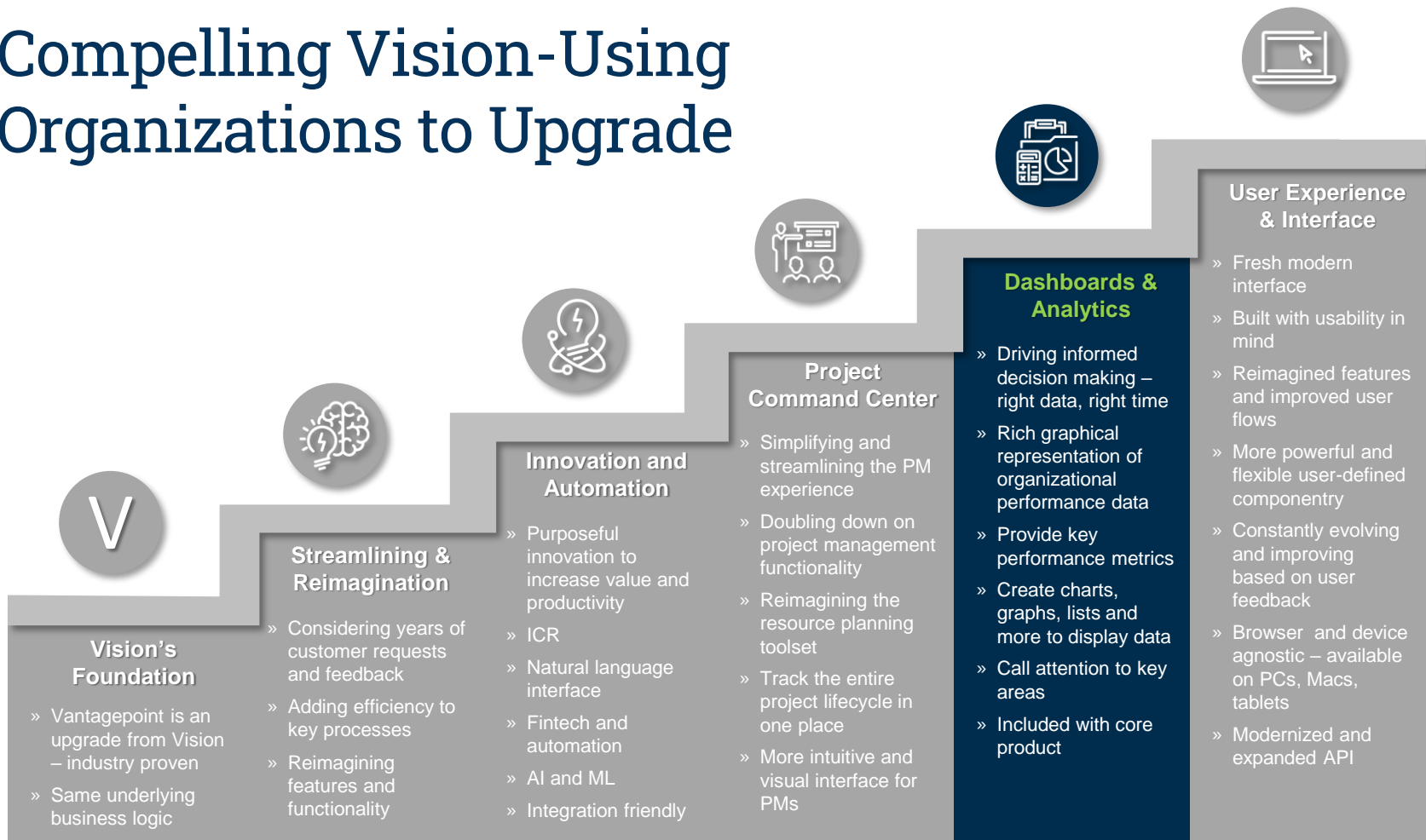
Compelling Vision-Using Organizations to Upgrade



Compelling Vision-Using Organizations to Upgrade



Compelling Vision-Using Organizations to Upgrade



Compelling Vision-Using Organizations to Upgrade



Vision's Foundation

- » Vantagepoint is an upgrade from Vision – industry proven
- » Same underlying business logic

Streamlining & Reimagination

- » Considering years of customer requests and feedback
- » Adding efficiency to key processes
- » Reimagining features and functionality

Innovation and Automation

- » Purposeful innovation to increase value and productivity
- » ICR
- » Natural language interface
- » Fintech and automation
- » AI and ML
- » Integration friendly

Project Command Center

- » Simplifying and streamlining the PM experience
- » Doubling down on project management functionality
- » Reimagining the resource planning toolset
- » Track the entire project lifecycle in one place
- » More intuitive and visual interface for PMs

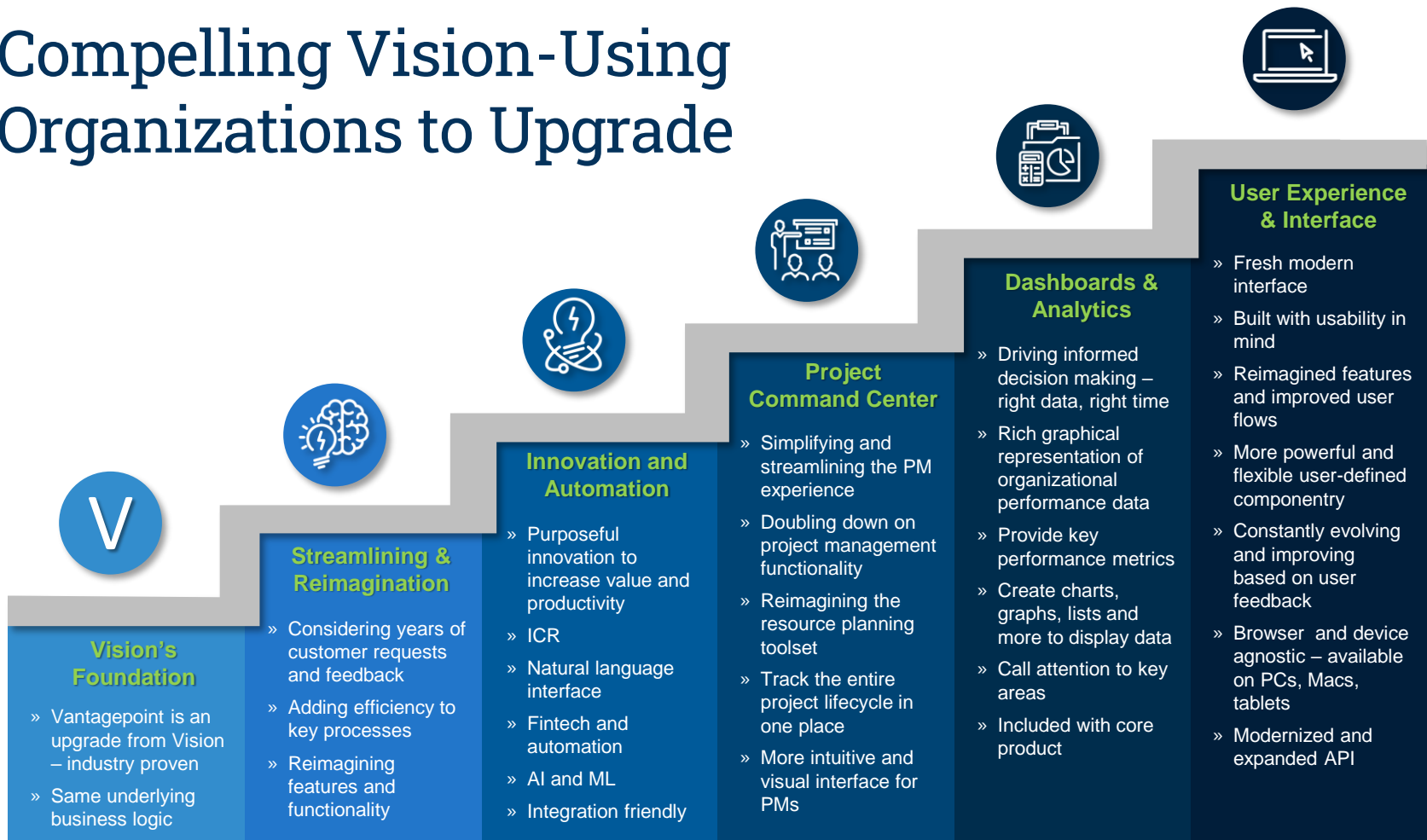
Dashboards & Analytics

- » Driving informed decision making – right data, right time
- » Rich graphical representation of organizational performance data
- » Provide key performance metrics
- » Create charts, graphs, lists and more to display data
- » Call attention to key areas
- » Included with core product

User Experience & Interface

- » Fresh modern interface
- » Built with usability in mind
- » Reimagined features and improved user flows
- » More powerful and flexible user-defined componentry
- » Constantly evolving and improving based on user feedback
- » Browser and device agnostic – available on PCs, Macs, tablets
- » Modernized and expanded API

Compelling Vision-Using Organizations to Upgrade



Highlights to Empower All Users



Modern Interface with
Focus on User
Experience



Easy Timesheet
Entry for Accurate,
Timely Completion



Streamlined Expense
Entry



Clear Visibility into
Key Metrics including
Utilization

Modern Interface Focused on User Experience

- » Built with usability in mind
- » Reimagined features and improved user workflows
- » Browser agnostic – available on PCs, Macs, tablet

The image displays four screenshots of the Deltek Vantagepoint software interface, demonstrating its multi-device compatibility and user experience.

- Calendar View:** A desktop screenshot showing a calendar for September 29 to October 5, 2024. A blue block indicates a "Cape Cod Vacation" on Monday, October 1st. A sidebar on the left contains navigation icons and a "Calendar Views" dropdown.
- Timesheet Entry:** A desktop screenshot of the "Add Timesheet Entry" form. It includes fields for Project (Adapt Research Lab), Client (BioRad Technologies LTD), Phase (PreDesign), Activity Code (S12), Event Time (9/29/2024, 12:30 pm to 4:30 pm), and Duration (Total: 4 Hours). A "Regular Hours" section shows 4.00 hours and "Overtime 2" shows 0.00 hours.
- Project Manager Snapshot:** A desktop screenshot showing a "Project Manager Snapshot" with a horizontal bar chart comparing project progress. The chart includes categories like "Agility Robotics Factory And Hq" and "Genetics Family Medical Center".
- My Upcoming Assignments:** A table showing a forecast for 12 weeks starting from 12/30/2024. The table has columns for weeks and rows for various projects.

Level	Forecast Range: 12 weeks from 12/30/2024						Show: Scheduled Hours	
	2025 12/30 - 01/05	2025 01/06 - 01/12	2025 01/13 - 01/19	2025 01/20 - 01/26	2025 01/27 - 02/02	02		
Totals	22	20	20	17	20			
23.0059.00 Agility Robotics Factory And Hq	5	5	5	5	5			
24.0014.00 Mountain View Medical Center	4	5	5	4	5			
24.0025.00 Pacific Medical Center Expansio	4	5	5	4	5			
24.0042.00 Truality Healthcare Medical Ce		5	5	4	5			
24.0027.00 Willamette University Admissio	4	5	5	4	5			

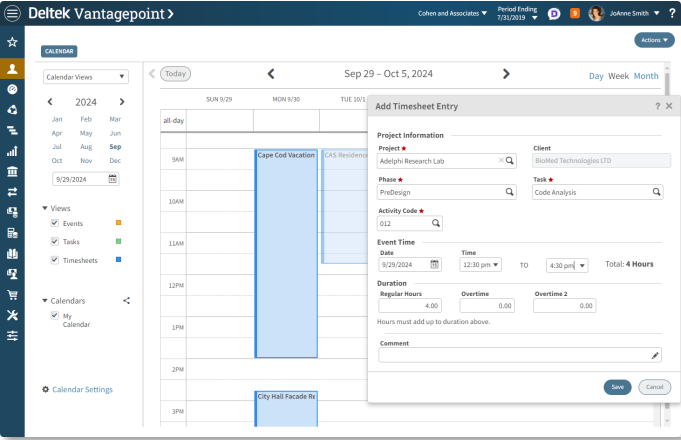
Notification Center

- » Clear visibility into reminders and tasks and alerts that are awaiting your attention
- » Notifications prompt users to take next step in workflow

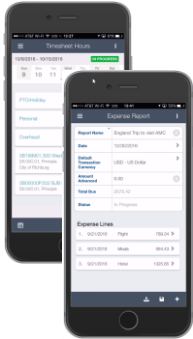
The screenshot displays the Deltak Vantagepoint Project Manager Snapshot interface. The top navigation bar includes the company name, user information, and a date filter. The main content area is divided into three sections: Project Snapshot - My Projects, Project Remaining - My Projects, and My Project Snapshot. The Project Snapshot - My Projects section shows a horizontal bar chart for various projects, with categories for Compensation, Revenue, Billed, Spent at Billing, and EAC at Billing. The Project Remaining - My Projects section shows a similar bar chart for the same categories. The My Project Snapshot section contains a table with the following data:

Project Number & Name	Total Compensation (A)	Revenue (B)	Spent at Billing (C)	Billed (D)	Backlog (A-B)	Unbilled (B-D)	Variance (B-C)	Variance % ((B-C)/B)	Commit Order
TOTALS	15,733,668.94 USD	9,995,347.85 USD	9,866,262.62 USD	8,259,534.49 USD	5,738,321.09 USD	1,735,813.36 USD	135,085.23 USD		346
24.0001.00 53 West 53 Apartments Remodel	438,875.00 USD	286,892.58 USD	310,807.58 USD	171,328.15 USD	151,982.42 USD	115,564.43 USD	-23,915.00 USD	-8.34	
23.0059.00 Agility Robotics Factory And HQ	314,600.00 USD	253,694.22 USD	252,944.24 USD	228,694.22 USD	60,905.78 USD	25,000.00 USD	749.98 USD	0.30	
23.0057.00 Amtrak Connects - Cascade Trail	161,126.20 USD	124,773.61 USD	211,584.82 USD	109,166.61 USD	36,352.68 USD	24,607.00 USD	-86,811.21 USD	-69.07	

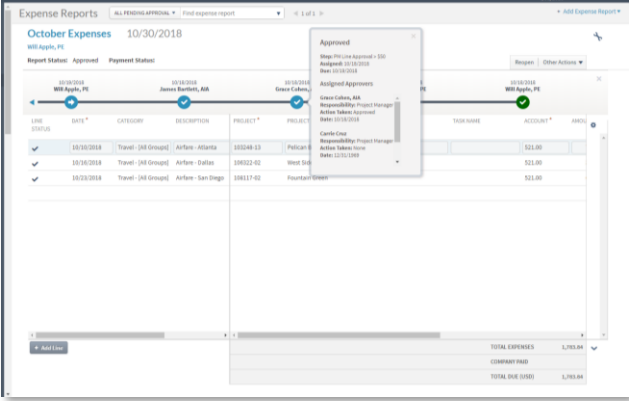
Easier Time Entry for All Users



Calendar Time Entry



Mobile Entry



Robust Approvals

Easier Time Entry for All Users

- » Expanded approval functionality consistent with Expense approvals
- » Optional start and end times by day or by project
- » User defined fields in Timesheets
- » Automatic updates of hours associated with company holidays
- » Automatic prefill for hours associated with approved absence requests

The screenshot displays the Deltek Vantagepoint Timesheets interface. At the top, it shows the user 'Khloe Hamilton' for the period '08/05/2024 - 08/18/2024'. A warning message states 'Today's date is not in the current timesheet period.' The interface includes a table with columns for days of the week (Mon 08/05 to Sun 08/18) and summary columns for 'Total' and 'Regular' hours. The table contains several rows of time entries for various projects and tasks.

Project	Project Name	Phase Name	Task Name	La... C...	Mon 08/05	Tue 08/06	Wed 08/07	Thu 08/08	Fri 08/09	Sat 08/10	Sun 08/11	Mon 08/12	Tue 08/13	Wed 08/14	Thu 08/15	Fri 08/16	Sat 08/17	Sun 08/18	Total	Regular
PTO	PTO																			
Holiday	Holiday																			
Admin	Admin				2.00	2.00	2.00					2.00	2.00	2.00					12.00	12.00
Meeting	Meeting							2.00						2.00					4.00	4.00
Marketing	Marketing								2.00							2.00			4.00	4.00
24.0019.00	Pacific Rim Reserve	Remediation		00			3.00	6.00	6.00			6.00	6.00	3.00					30.00	30.00
24.0029.00	Little Tunnel Remediation	Wildlife Sweeps and Manage		00	6.00	6.00	3.00							3.00	6.00	6.00			30.00	30.00
Total					8.00	8.00	8.00	8.00	8.00			8.00	8.00	8.00	8.00	8.00			80.00	

Easier Time Entry for All Users

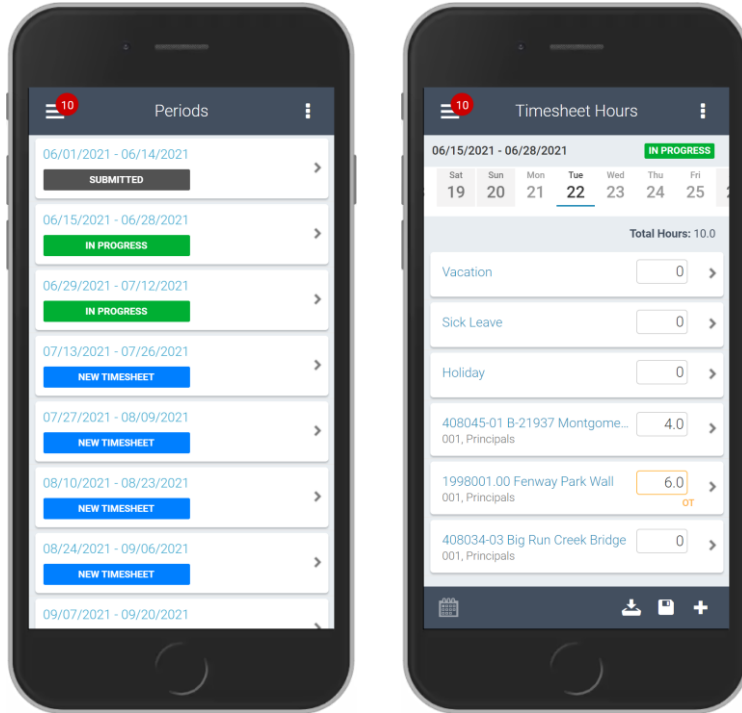
The screenshot displays the Deltek Vantagepoint user interface. At the top, the header shows 'Deltek Vantagepoint >' on the left, 'Cohen and Associates' in the middle, and 'Period Ending: 7/31/2019' on the right. Below the header, there's a navigation bar with 'CALENDAR' selected. The main area shows a calendar for September 2024, with a view for 'Today' (September 29, 2024). A modal window titled 'Add Timesheet Entry' is open over the calendar. The modal contains the following fields:

- Project Information:** Project (Adelphi Research Lab), Client (BioMed Technologies LTD).
- Phase:** PreDesign.
- Task:** Code Analysis.
- Activity Code:** 012.
- Event Time:** Date (9/29/2024), Time (12:30 pm TO 4:30 pm), Total: 4 Hours.
- Duration:** Regular Hours (4.00), Overtime (0.00), Overtime 2 (0.00).
- Comment:** A text input field.

Buttons for 'Save' and 'Cancel' are at the bottom right of the modal. The calendar background shows several events, including 'Cape Cod Vacation' and 'City Hall Facade Rk'.

- » Calendar Timesheet entry
 - » Employees can drag and drop recent projects or projects currently planned to create new Timesheet Entry
 - » Create timesheet record from activity
 - » Validations honored

Easier Time Entry for All Users



- » More intuitive with less clicks
- » Start and end times
- » Approvals
- » Biometric authentication with fingerprint or face recognition to login
- » View all timesheets needing approval

Streamlined Expense Entry

Deltek Vantagepoint
Expense Report
Expenses For July 2024 07/31/2024
Currency: USD
Default Expense Location: None
Credit Card Charges: \$63.00


Date	Project	Project Name	Phase	Phase Name	Task	Category
07/05/2024	24.0023.00	Edwards Center Foyer Remodel	R	Reimbursables	Hotel - [All Group]	
07/05/2024	24.0023.00	Edwards Center Foyer Remodel	R	Reimbursables	Airfare - [All Group]	
07/05/2024	24.0023.00	Edwards Center Foyer Remodel	R	Reimbursables	Ground Transport	
07/05/2024	24.0023.00	Edwards Center Foyer Remodel	R	Reimbursables	Meals - [All Group]	
07/12/2024	24.0025.00	Pacific Medical Center Expansion	R	Reimbursables	Hotel - [All Group]	
07/12/2024	24.0025.00	Pacific Medical Center Expansion	R	Reimbursables	Airfare - [All Group]	
07/12/2024	24.0025.00	Pacific Medical Center Expansion	R	Reimbursables	Ground Transport	
07/12/2024	24.0025.00	Pacific Medical Center Expansion	R	Reimbursables	Meals - [All Group]	

Date	Balance	Merchant Description	Confirm Match
07/19/2024	236.15	Marriott	<input type="checkbox"/>
07/19/2024	433.40	Alaska Airlines	<input type="checkbox"/>
07/19/2024	13.44	Uber	<input type="checkbox"/>
683.00			

Accurate Expense Entry
plus Credit Card
Matching



Improved Mobile
Experience



Intelligent Character
Recognition

Streamlined Expense Entry

- » Clear approval timeline displaying where the expense report sits in approval process
- » Automatically match credit card charges with expense items
- » Expense category support for default account associated with promotional projects
- » Utilize expense location to aid in accurate tax input on expense reports

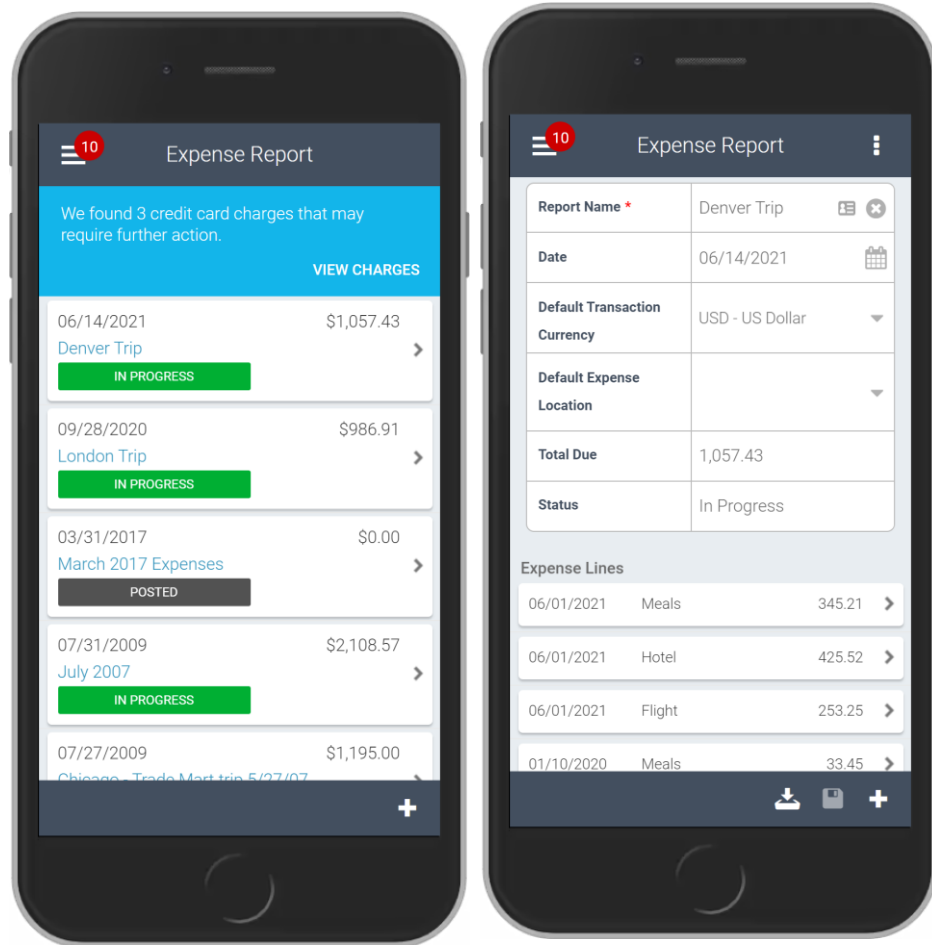
The screenshot displays the Deltak Vantagepoint Expense Report interface. The header shows the user 'Brian Sullivan, Esq.' from 'Accutera Architects & Engineers' for the period ending '08/31/2024'. The report is titled 'Expenses For July 2024 07/31/2024' and is currently 'In Progress'. The interface includes a search bar for 'Find expense report', navigation buttons for 'All In Progress' and '2 of 4', and a '+ New Expense Report' button. Below the header, there are sections for 'Currency Override' (USD) and 'Default Expense Location' (None). The main area features a table of expense entries with columns for Date, Project, Project Name, Phase, Phase Name, Task, Category, Amount, Receipts, Bill, Description, and Payment Amount. The table lists various expenses such as hotel stays, airfare, Uber rides, and meals. At the bottom right, a summary box shows 'Total Expenses Company Paid' as 1,515.69 and 'Total Due (USD)' as 130.50. A vertical label 'Credit Card Charges (3)' is visible on the right side of the table.

Date	Project	Project Name	Phase	Phase Name	Task	Category	Amount	Receipts	Bill	Description	Payment Amount
07/05/2024	24.0023.00	Edwards Center Foyer Remodel	R	Reimbursables		Hotel - [All Groups]	236.16		<input checked="" type="checkbox"/>	Marriott	236.16
07/05/2024	24.0023.00	Edwards Center Foyer Remodel	R	Reimbursables		Airfare - [All Groups]	433.40		<input checked="" type="checkbox"/>	Alaska Airlines	433.40
07/05/2024	24.0023.00	Edwards Center Foyer Remodel	R	Reimbursables		Ground Transportation -	13.44		<input checked="" type="checkbox"/>	Uber	13.44
07/05/2024	24.0023.00	Edwards Center Foyer Remodel	R	Reimbursables		Meals - [All Groups]	5.35		<input checked="" type="checkbox"/>	Starbucks	5.35
07/12/2024	24.0025.00	Pacific Medical Center Expansion	R	Reimbursables		Hotel - [All Groups]	236.16		<input checked="" type="checkbox"/>	Marriott	236.16
07/12/2024	24.0025.00	Pacific Medical Center Expansion	R	Reimbursables		Airfare - [All Groups]	433.40		<input checked="" type="checkbox"/>	Alaska Airlines	433.40
07/12/2024	24.0025.00	Pacific Medical Center Expansion	R	Reimbursables		Ground Transportation -	13.44		<input checked="" type="checkbox"/>	Uber	13.44
07/12/2024	24.0025.00	Pacific Medical Center Expansion	R	Reimbursables		Meals - [All Groups]	7.39		<input checked="" type="checkbox"/>	Starbucks	7.39
07/19/2024	24.0027.00	Willamette University Admissions	R	Reimbursables		Meals - [All Groups]	6.45		<input checked="" type="checkbox"/>	Starbucks	6.45
07/31/2024	00.1000.00	Gen Admin - Architects & Engineers	0101	Portland Architecture Ac		Cell Phone - [All Groups]	30.00		<input type="checkbox"/>	Verizon	30.00
07/31/2024	00.1000.00	Gen Admin - Architects & Engineers	0101	Portland Architecture Ac		Mileage - [All Groups]	100.50		<input checked="" type="checkbox"/>		100.50
							0.00		<input type="checkbox"/>		0.00

Summary:
Total Expenses Company Paid: 1,515.69
Total Due (USD): 130.50

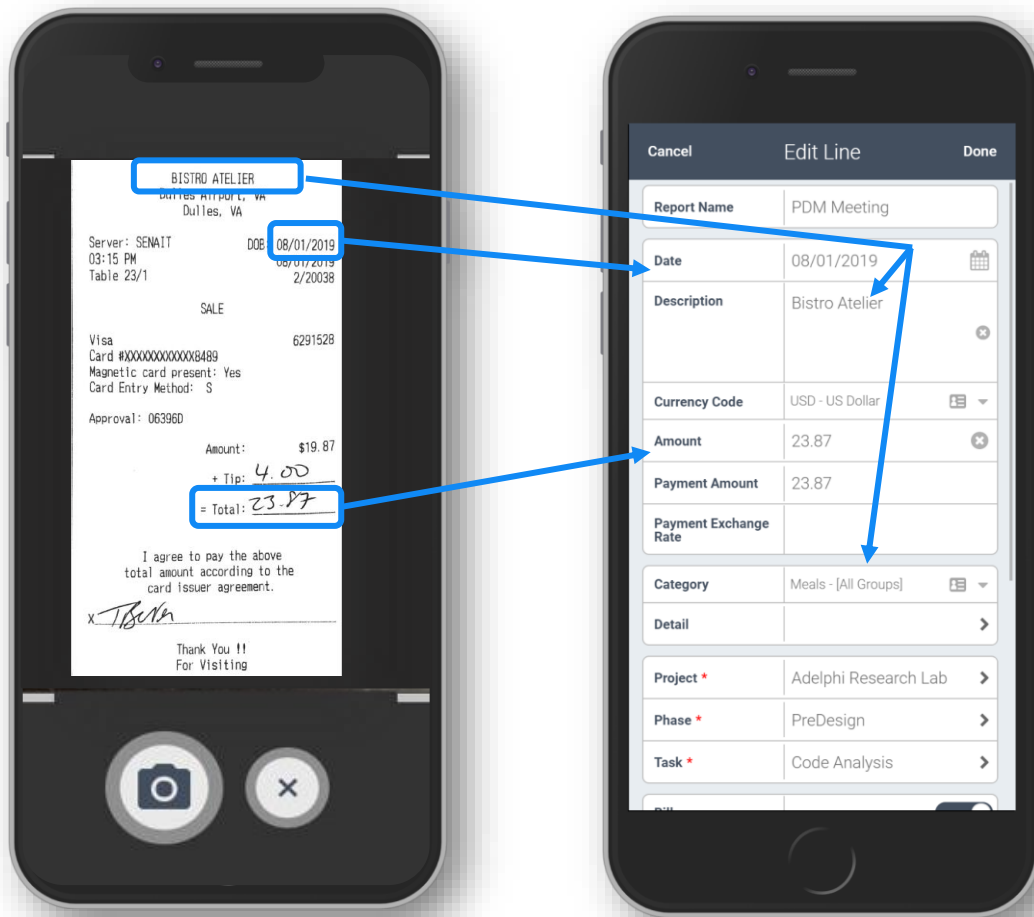
Streamlined Mobile Expense Entry

- » Matching credit card charges with expense items and/or receipt records
- » Biometric authentication with fingerprint or face recognition to login
- » Auto add expense line to streamline new expense report
- » Usability improvements including easier entry of dates and memo fields



Streamlined Mobile Expense Entry

- » ICR = Intelligent Character Recognition
 - » Reads text from images, and translates to data to populate fields
 - » Utilizes machine learning to get “smarter” over time
- » Populate and start an expense report from a receipt using ICR



Dashboards Provide Clear Visibility to All Employees

My Time Analysis - YTD

Employee	Direct	Indirect	Total Hours	PTO Hours	Marketing Hours	Non Billable Hours	Admin Hours	Holiday Hours
TOTALS	785.00	547.00	8.00	0.00	76.00	0.00	375.00	48.00
Pat Hill	785.00	547.00	8.00	0.00	76.00	0.00	375.00	48.00

My Utilization

My Upcoming Assignments

Forecast Range: 12 weeks from 12/30/2024

Show: Scheduled Hours

Level	2025 12/30 - 01/05	2025 01/06 - 01/12	2025 01/13 - 01/19	2025 01/20 - 01/26	2025 01/27 - 02/02	02
Totals	22	20	20	17	20	
23.0059.00 Agility Robotics Factory And HC	5	5	5	5	5	
24.0014.00 Mountain View Medical Center	4	5	5	4	5	
24.0025.00 Pacific Medical Center Expansio	4	5	5	4	5	
24.0042.00 Truality Healthcare Medical Ce		5	5	4	5	
24.0027.00 Willamette University Admissio	4	5	5	4	5	

My Assignments

My Active Projects - DEFAULT

PROJECT NUMBER & NAME	CLIENT NAME	PROJECT MANAGER NAME	START DATE
P20190001 2019Promo	Anderson and Associates, Inc.		
030322501 4 Season's Creative Learning Ce	Calvert County Schools	Alexander Dane AIA	9/24/2018
139900950 ABC Plaza Study	Atlantic Research Corporation	Ann Johnson	4/6/2020
010684502 Acme Building 3	Machado Garcia-Serra Publicidad, Inc.	Lance Hicks AIA	4/1/2022
020020036 Adelphi Research Lab	RioMed Technologies LTD	William Reruy PF	

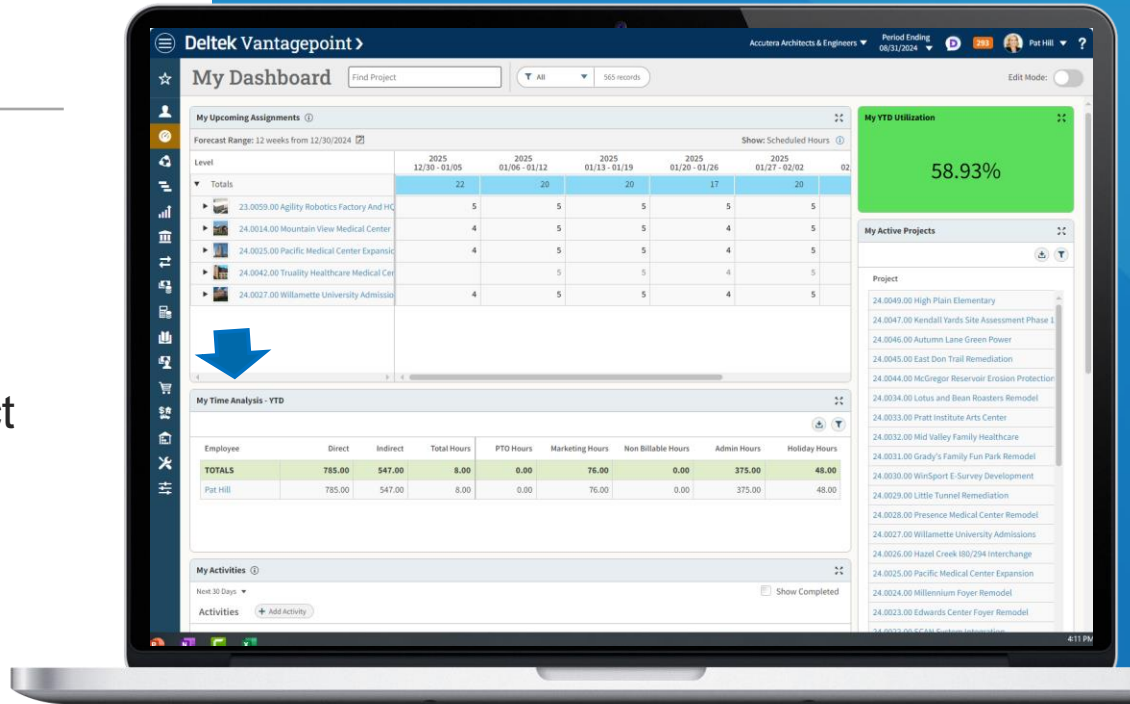
My Activities

DATE	SUBJECT	CONTACT (PROJECT)	NOTES	COMPLETED
2/10/2023 01:30 pm	Company All-Hands Meeting	Adelia Cho Adelphi Research Lab		<input checked="" type="checkbox"/>
2/10/2023 02:00 pm	One on One Meeting	Dinash Sheth		<input checked="" type="checkbox"/>
	Phone Call			<input type="checkbox"/>

My Projects/ My Activities

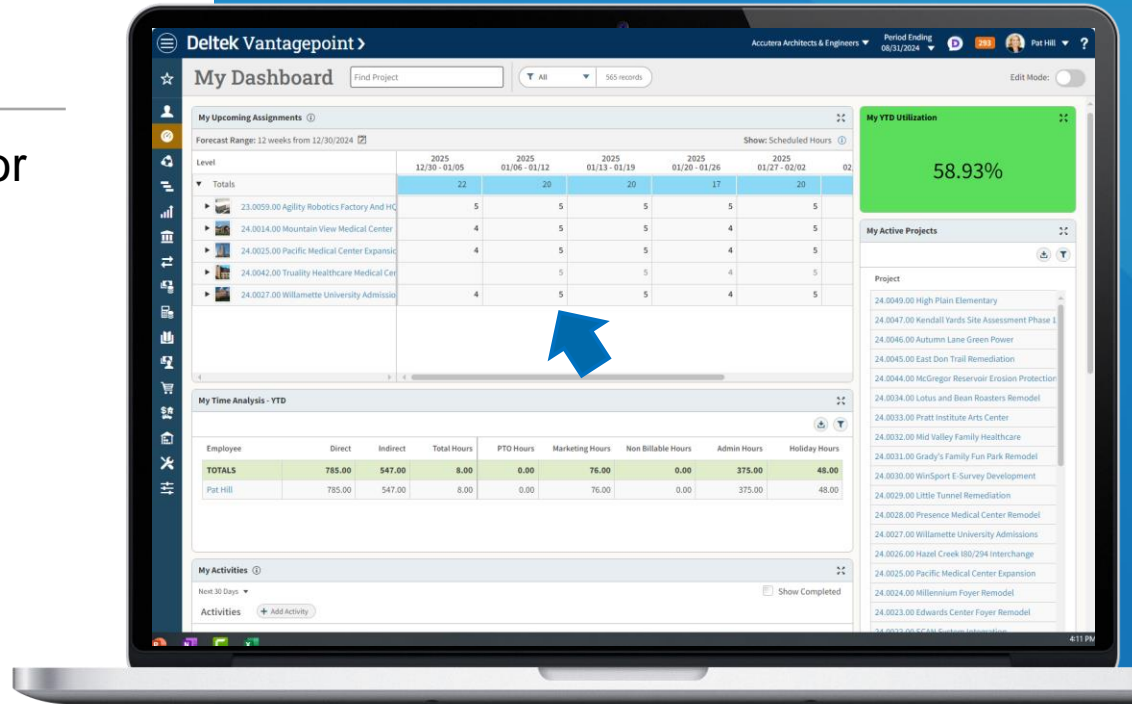
Dashboard: My Utilization

- » Dashboard provide clear visibility into individual's past utilization ratios
- » Employees can easily understand analysis of indirect hours impacting utilization ratios



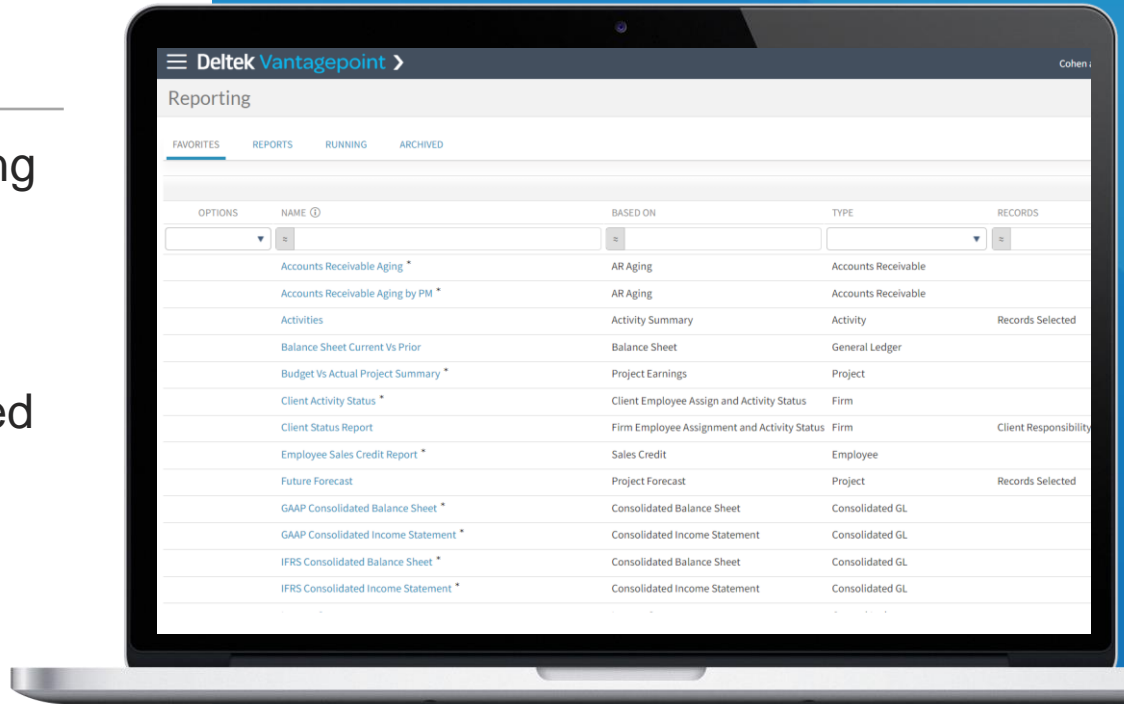
Dashboard: My Assignments

- » Billable staff can easily monitor upcoming tasks and which projects they are currently planned in the weeks and months ahead



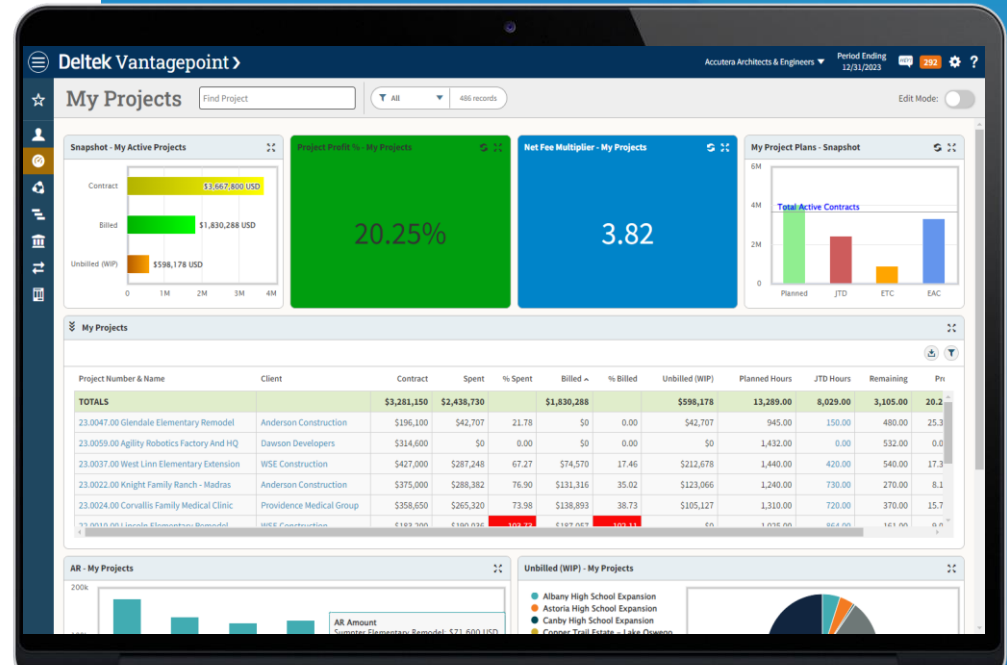
Reporting Favorites

- » Easier to build reports including defining the right data and format
- » Users can easily focus on running favorite reports created by them or their administrator



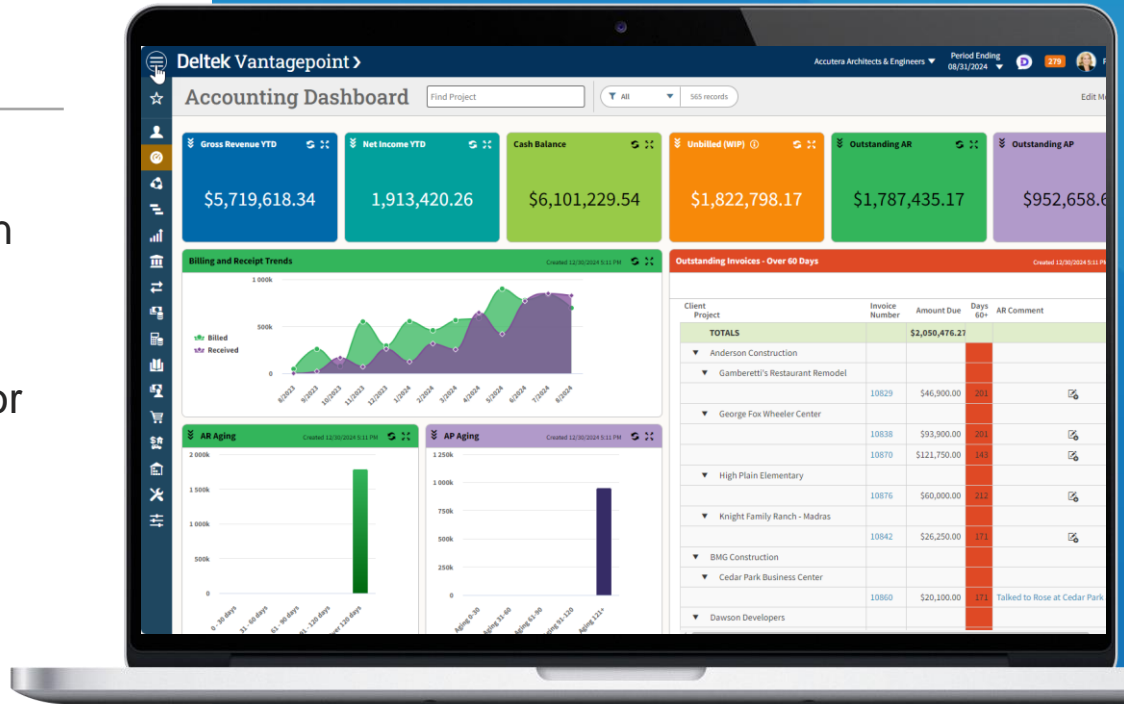
Recap

- » Modern interface with focus on user experience provides delightful experience for user
- » Easy timesheet entry provides tools for accurate and timely completion
- » Intelligent character recognition automate expense report creation
- » Dashboards provide clear visible to all users



Vantagepoint Commitment

- » Strong roadmap; solid strategy
- » Vantagepoint will be unmatched in the market
- » In totality, there is not a better product out there, purpose-built for your industry
- » We are committed to you, your businesses and your industry
- » All organizations will benefit from the value Vantagepoint brings
- » Vantagepoint is an evolution that will help future-proof your business



Deltek.

Thank You!

vantagepoint@deltek.com

